

**City of Laredo**  
**Solid Waste Services Dept.**  
**(956) 796-1098**  
**(956) 795-2510**  
[www.ci.laredo.tx.us/SolidWaste/SWIndex.html](http://www.ci.laredo.tx.us/SolidWaste/SWIndex.html)



**Spring 2009**



# Laredo's Landfill

## Waste Collection

Most of us take our Willie Bote trashcan out to the curb and don't give a second thought to what happens to the garbage after that. "It's gone" is the common thought. Well, guess what, there is no "gone." Indeed, the trash has gone from an individual's home, but the garbage itself is here to stay, and for a long period of time.

## Decomposition Rates

A common assumption about garbage is that it decomposes, or breaks down, eventually at the landfill in a process that returns its components to nature. However, the rate at which various materials decompose at the landfill depends not only on the type of material, but also what this material comes into contact with. Research done by the University of Arizona's Garbage Project found that garbage takes a lot longer to break down in landfills than was previously thought. The two factors that determine the rate at which materials decompose or biodegrade are oxygen and air. According to the Garbage Project's findings, food scraps and yard trimmings are among the few materials that break down. Other materials, such as hot dogs, pastries, and newspapers, were virtually unchanged after being buried for decades.

## City of Laredo Landfill Operations

The City has operated the Laredo Landfill, located on Highway 359, since 1986. All disposal cells built since 1993 have a thick synthetic liner under them, as well as a series of perforated pipes which collect any liquids pro-

duced by the waste, called leachate, and remove it for treatment. This keeps any pollutants from entering the groundwater and contaminating the soil. There are a series of monitoring wells surrounding the landfill where water samples are collected and analyzed to ensure that pollutants have not escaped from the lined cells.

## Methane Gas

In addition to the water monitoring wells, there are also wells for monitoring methane gas. Methane is a greenhouse gas which is



produced by the decomposition of the organic matter in the garbage. The landfill currently extracts a portion of this gas and incinerates it through a flare. Solid Waste Services is investigating the possibility of capturing the methane and using its energy potential to produce electricity.

Una creencia común acerca de la basura es que eventualmente se descompone o se desintegra en los Rellenos Sanitarios. Sin embargo, la tasa de descomposición de algunos materiales en los basureros depende no solo del tipo de material, sino también de a lo que dicho material está expuesto. Investigaciones del Proyecto Basura de la Universidad de Arizona encontraron que la basura toma mucho más tiempo en descomponerse de lo que se creía. Los dos factores que determinan la velocidad en que los materiales se descomponen son oxígeno y aire. De acuerdo con los descubrimientos del Proyecto, las sobras de comida y los desperdicios del jardín son de los pocos materiales que se descomponen rápidamente. Otros materiales tales como, hot dogs, pastelillos dulces y periódicos estaban virtualmente íntegros a pesar de haber estado enterrados por décadas.

Desde 1986, la municipio ha manejado el Basurero General de Laredo, ubicado en la Highway 359. Todas las áreas de desecho construidas a partir de 1993 cuentan con una gruesa capa sintética debajo, así como con una serie de tubos que colectan lixiviados, o sea los líquidos producidos por la basura, y los sacan para ser tratados. Este proceso evita que contaminantes entren en el agua de la tierra y la contaminen.

También existen pozos para vigilar el gas metano. El gas metano es uno de los gases que se produce por la descomposición de materia orgánica que se encuentra en la

basura. El relleno sanitario actualmente extrae una porción de ese gas y lo incinera a través de una llama. Solid Waste Services está investigando la posibilidad de capturar el gas metano y usarlo para producir electricidad.

El año pasado, el relleno sanitario de la ciudad aceptó un total de 375,000 toneladas de basura de Laredo y sus circunvecinos. A este ritmo, la capacidad restante del basurero es de aproximadamente ocho años. Un estudio reciente, conducido por SCS Engineers de Dallas, recomendó algunas alternativas para extender la vida del basurero entre 6 a 17 años.

Todo esfuerzo para reducir la cantidad de basura que termina en el relleno sanitario es importante; por ejemplo de ramas se hace abono para ofrecerlo gratis al público. Otros esfuerzos incluyen el reciclaje de residuos de metal, tales como refrigeradores, aires acondicionados y estufas del hogar. Los servicios a domicilio para el reciclaje de basura también contribuyen a la diversión de materiales manteniéndolos fuera del relleno sanitario.

Los rellenos sanitarios son un recurso indispensable pero son finitos. Usted puede ayudar a extender la vida de este valioso recurso simplemente reduciendo, volviendo a usar y reciclando las cosas tantas veces como le sea posible. Cada libra de material que usted recicla es una libra de basura que no acaba en el basurero general.

## Landfill Capacity

Last year, the City's Landfill accepted a total of 375,000 tons of waste, equivalent to 750 million pounds of garbage, from Laredo and surrounding communities. At this rate, the remaining capacity is estimated to be eight years. A recent study, conducted by SCS Engineers of Dallas, outlined some alternatives whereby the life of the landfill could be extended another six to 17 years. These alternatives involve asking the State regulatory agency to authorize expansion on the permitted volume. Even if landfills are extended, eventually every landfill reaches its capacity. Once this happens, landfills continue to be monitored for another 30 years.



## Waste Reduction and Diversion Efforts

Efforts to help reduce the amount of refuse going to the landfill are constantly pursued. Branches are ground into mulch and offered free to the public. Other efforts include the diversion of scrap metal, such as refrigerators, air conditioners, and appliances, usually

referred to as white goods. These items are also diverted from the landfill and end up in a steel company for recycling purposes. The curbside recycling program also contributes to the diversion of materials from the waste stream.

Landfills are a necessary, but finite, resource. You and I can help extend the life of this valuable resource by the simple act of reducing, reusing, or recycling as much as possible. Every pound of material you recycle is a pound of garbage that doesn't have to be landfilled.

# Keeping busy with trash

During the past year, Solid Waste Services has kept busy! With responsibility for waste collection at approximately 55,000 homes, plus handling 150 to 200 service calls each day, Solid Waste Services works throughout the year to ensure that Laredo's waste is managed in an environmentally responsible manner to ensure the public's health. Sanitation and Landfill employees even worked the Friday and Saturday after Christmas to catch up with the extra trash left behind by the holiday season.



Responsable del servicio a domicilio de aproximadamente 55,000 hogares y atendiendo unas 150 a 200 llamadas diarias, Solid Waste Services trabaja arduamente a lo largo del año para asegurarse que la basura de Laredo sea manejada ambientalmente correctamente e así vigilar la salud pública de sus residentes. Los empleados de salubridad y del basurero general trabajaron el viernes y el sábado después de las Navidades para manejar la basura extra de los días festivos.

# 10 tips for Greener Cleaning



(c) Ivonne Wierink / SnapVillage.com

### Read more about it!

#### 485 Ways to Clean, Polish, Disinfect, Deodorize, and Remove Stains

*Clean and Green: The Complete Guide to Nontoxic and Environmentally Safe Housekeeping* by Annie Berthold-Bond (Ceres Press, 1994)

**All-Purpose Cleaners Buying Guide**  
[www.thegreenguide.com/buying-guide/all-purpose-cleaners](http://www.thegreenguide.com/buying-guide/all-purpose-cleaners)

**Clean Your House Without Hurting the Planet**  
[www.grist.org/advice/possessions/2003/03/18/possessions-cleaning/](http://www.grist.org/advice/possessions/2003/03/18/possessions-cleaning/)

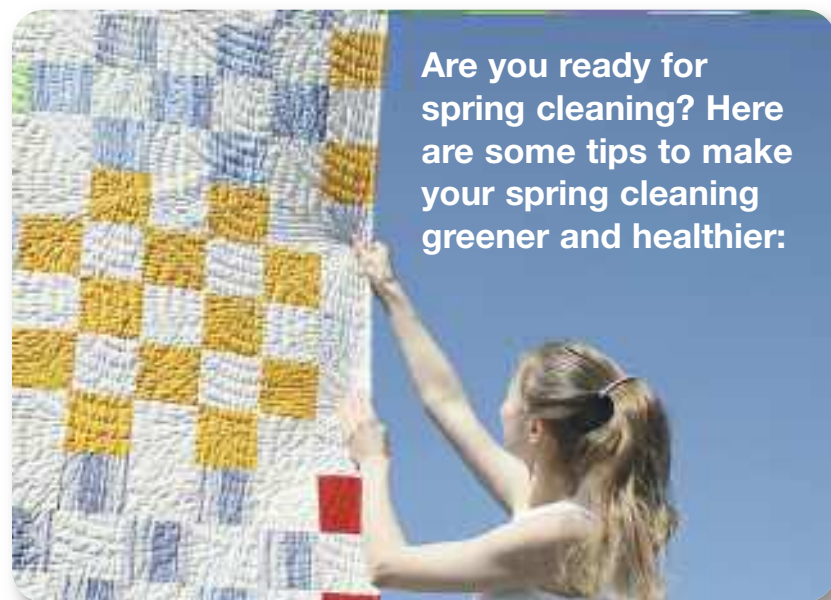
**Greener Cleaning**  
[www.thegreenguide.com/home-garden/cleaning](http://www.thegreenguide.com/home-garden/cleaning)

**How to Go Green: Cleaning**  
<http://planetgreen.discovery.com/go-green/green-cleaning/>

**How to Make a Non-Toxic Cleaning Kit**  
[www.care2.com/greenliving/make-your-own-non-toxic-cleaning-kit.html](http://www.care2.com/greenliving/make-your-own-non-toxic-cleaning-kit.html)

**Non-Toxic Home Cleaning**  
[www.earthesy.com/live\\_nontoxic\\_solutions.htm](http://www.earthesy.com/live_nontoxic_solutions.htm)

**A Test of Green Cleaners**  
[www.grist.org/advice/products/2008/03/25/](http://www.grist.org/advice/products/2008/03/25/)



(c) Anika Salsara / SnapVillage.com

Are you ready for spring cleaning? Here are some tips to make your spring cleaning greener and healthier:

1. Open the windows. After the house has been closed up for most of the winter, the best thing to do is to give it a good airing out. On a pleasant spring day, throw open the windows and give the house a few hours to breathe in the fresh air.
2. Think mechanical first. A scrub brush, a dish scrubber, and a retired toothbrush can provide a lot of cleaning power with no chemicals at all. Drain baskets keep drains free of debris that can lead to clogs.
3. Use up chemicals that you have on hand before purchasing replacement products. If you have cleaners stored in multiple locations (some in the laundry room, others under the kitchen sink, and a few in the garage), find them and inventory what you have available.
4. Consider creating your own cleaners from common household products, such as vinegar, baking soda, salt, lemon juice, and mineral oil. Many of these cleaners are easy to make, effective, and less expensive than pre-mixed chemical solutions. (Remember that even homemade cleaners can be irritating to skin and eyes. Always use caution in mixing, storing, and using homemade cleaners.)

5. If you choose to purchase a cleaning product, choose the mildest and most benign chemical product available. Although it is not mandatory, a few manufacturers do voluntarily provide a complete list of ingredients. Try to select products that provide you complete information on ingredients, offer the most clear instructions on use, and don't require extraordinary safety measures for use or disposal.
6. When you purchase products or containers, look for recycled-content and recyclable containers. Rather than using paper towels, use reusable towels and old rags. If you purchase paper towels, please choose those made from recycled-content paper.
7. Buying concentrates reduces packaging waste. Some cleaning products are now sold in concentrated form; you finish making the solution by adding tap water at home. Other products, such as laundry detergent, are concentrated and ready to use when you get home. Remember—if you have softened water, you can use even less detergent.
8. Keep unfinished products in their original, labeled containers. *Never* pour potentially harmful chemicals into food or beverage containers for storage. Store all cleaning products out of reach of children and away from pets. Do not store potentially hazardous materials close to sources of heat or in direct sunlight.
9. Dispose of containers and unused chemicals properly. Follow the label instructions. If the instructions are unclear, call the manufacturer for more details or call us.
10. Make sure everyone in your family knows about your new "greener cleaning" habits.

## 10 Consejos para una Gran Limpieza

¿Listo para hacer su limpieza de primavera? Siga estos consejos para que su limpieza sea más amigable al ambiente y más saludable para su familia:

1. Abra las ventanas. Después de tener las ventanas cerradas durante la mayoría del invierno, lo mejor que puede hacer es permitir que el aire fresco entre en su hogar.
2. Piense en las cosas manuales primero. Un buen cepillo para tallar, una esponja para lavar los platos, o un cepillo de dientes que ya no utilice pueden resultar excelentes limpiadores libres de químicos.
3. Acábese los limpiadores que tiene a mano antes de comprar nuevos.
4. Considere preparar sus propias soluciones para limpiar, usando vinagre, bicarbonato, sal, jugo de limón y aceites minerales. Muchos de los limpiadores son fáciles de preparar, efectivos y mucho más baratos que los limpiadores comerciales.
5. Si decide comprar un limpiador comerciales, escoja uno que contenga menos químicos y sea menos fuerte. Procure seleccionar productos que le ofrezcan información completa sobre sus ingredientes, instrucciones sobre su uso y sobretodo que no requieran medidas especiales para su desecho.
6. Cuando compre productos o envases, asegúrese de que hayan sido fabricados con

materiales reciclados y que sean reciclables. En lugar de usar toallas de papel, use trapos y toallas que pueda lavar y volver a usar. Si compra toallas de papel, escoja las hechas de papel reciclado.

7. Para reducir basura que resulta de los materiales de empaque, compre concentrados. Algunos productos de limpieza se venden ahora en concentrados. Recuerde—si tiene un suavizador de agua puede usar menos detergente cuando lave.
8. Guarde las sobras de la comida en su empaque original. *Nunca* vierta químicos dañinos que necesite almacenar en envases de comida o bebidas. Guarde todos los productos de limpieza fuera del alcance de los niños y de sus mascotas. No guarde materiales tóxicos cerca de una fuente de calor, ni los exponga a la luz directa del sol.
9. Deseche debidamente los envases y químicos que le sobren y que ya no vaya a usar. Siga las instrucciones de la etiqueta. Si tiene dudas, llame al fabricante o llámenos a nosotros para que le ayudemos.
10. Asegúrese de que todos en su familia estén conscientes de sus nuevos hábitos de limpieza en apoyo al ambiente. Para mayor información, consulte uno de los sitios de Internet citados aquí mismo.

## On the GO

If you're trying to trim your expenses, you may be walking or biking more. Walking and biking are good for your health and your pocketbook. Of course, they are also better for our environment because walking and biking don't require fuel or spew out emissions.

However, if you like to take a cup of coffee with you when you leave the house, what are you supposed to do? Reusable travel mugs are fine if you are walking, but may not be fully leak-proof when you bike. There's a simple, waste-free solution—thermal or canteen bottles. The thermal-style bottles keep hot drinks hot and cold drinks cold. These bottles can be sealed, so you can put them into a backpack or bag without worrying about leaks and spills. Many have a built-in loop to allow you to hang the bottle from your handle bars. Others have insulated pouches with handles or loops. Still others will fit right into your bike's water bottle holder.

If your drink of choice is water or a sports drink, you can use the same style bottles. Simply fill the clean bottle with tap water or sports drink from your gallon jug.

Look for leak-proof thermal bottles at local stores. Many carry these bottles and accessories. Or, go online and search for "thermo bottles."



(c) Chirbeck / SnapVillage.com

## A las carreras

Caminar y andar en bicicleta es bueno para su salud y su bolsillo, pero también es bueno para el ambiente ya que al hacerlo no necesita combustible ni genera emisiones al ambiente.

Sin embargo, si usted acostumbra llevar consigo una taza de café cuando sale de la casa, ¿qué se supone que haga con ella cuando termina su bebida? Hay unas botellas de termo que mantienen las bebidas calientes o frías, según sea el caso. Estas botellas se pueden cerrar herméticamente, así que las puede llevar en la mochila o en la bolsa sin que se derrame el líquido. Muchas de ellas cuentan con una asa que permite que las cuelgue del manubrio. Otras cuentan con una cubierta aisladora con agaraderas o ganchos. Y las hay especialmente diseñadas para que las lleve en la bicicleta. Búsquelas en las tiendas que frecuenta, o a través del Internet empezando su búsqueda con "thermo bottles."

## CLIP AND SAVE

Each year in the U.S., gas-powered lawn mowers consume more than 720 million gallons of gasoline. At the same time, these mowers spit out harmful air pollutants and disturb the peace and quiet of our spring and summer days.

However, gas-powered mowers aren't the only way to keep your lawn looking good. Electric mowers are quieter and exhaust-free. Some electric mowers need an extension cord, but many of the newer ones contain a rechargeable battery. With battery-powered models, you simply plug in the mower to charge it and then unplug it while you cut the grass. These cordless mowers are heavier and a bit more difficult to maneuver than the corded models. Neither type requires oil changes or gasoline. You do have the cost of electricity, but that may be as little as \$5-10 per year.


Another—and even more environmentally friendly—option is a manual reel lawn mower. Here are just a few of the great reasons to use a reel mower:

- Reel mowers leave behind healthier grass plants because they "snip" the grass, cutting it in the same way that a pair of scissors would. (Powered rotary mowers actually tear the grass blades.)
- Manual mowers don't need gasoline, so an empty gas can will never change your plans. They also don't require an electrical charge, so you don't have to remember to plug them in.
- Push reel mowers produce no harmful emissions and emit no exhaust into your face and your neighborhood's air.
- Manual mowers are whisper-quiet, allowing you to hear your children playing and to enjoy the birds chirping. You can still listen to your music on headphones, but you won't have to!
- You'll enjoy a brisk walk and some resistance training while you mow.
- Reel mowers are virtually maintenance-free. Occasionally, the bearings and cutting edges may need a little lubricant and a slight adjustment. The cutters will need to be sharpened every couple of years.
- You'll never struggle with the pull cord on a manual mower. Simply start walking and the mower starts, too.
- Reel mowers take less space in the garage or shed.
- Push reel mowers are the cheapest to purchase, operate, and maintain.

A manual reel mower isn't right for every

yard. The mowers are best suited to smaller yards, such as those that are 10,000 square feet (about one-quarter acre) or less. However, many of today's yards are no bigger than this.

If you'd like more information about reel mowers (or about electric mowers), ask at your hardware store, lawn and garden center, or home supply store. You can also learn more at [www.cleanairgardening.com](http://www.cleanairgardening.com), [www.planetnatural.com](http://www.planetnatural.com), [www.gardeners.com](http://www.gardeners.com), [www.reelin.com](http://www.reelin.com), or [www.reelmowerguide.com/](http://www.reelmowerguide.com/).



(c) Maypop / SnapVillage.com

## Cortando y Ahorrando

Cada año en los Estados Unidos, las podadoras de pasto de gasolina consumen más de 720 millones de galones. Al mismo tiempo, estas podadoras emiten gases contaminantes dañinos al ambiente y acaban con la paz de los días de primavera y el verano.

Existen alternativas para que usted cuide de su jardín. Las podadoras eléctricas son mucho más silenciosas y no emiten gases dañinos. Algunas de las podadoras eléctricas requieren de extensiones pero los modelos más recientes cuentan con baterías recargables. Las podadoras con baterías recargables tienden ser más pesadas y un poco más difíciles de maniobrar que las que cuentan con el cable eléctrico. Todo lo que tiene que hacer es cargar la batería y desconectarla mientras corta el pasto. No requieren cambios de aceite ni gasolina y el costo de electricidad es entre \$5-10 por año.

Otra opción que es aún mejor para el ambiente, es la podadora manual, conocida como "reel lawn mower." Este tipo de podadora corta el paso como si fuera una tijera, lo que hace que el pasto que deja a su paso sea mejor para su jardín. De más esta decir que no producen gases ni contaminantes al ambiente, y que son extremadamente silenciosas. Además, son compactas y ocupan poco espacio cuando no se usan. Las podadoras manuales son en realidad las mejores para comprar, operar y mantener.

Sin embargo, las podadoras manuales no son necesariamente apropiadas para todos los jardines. Son recomendables para jardines pequeños de hasta 10,000 pies cuadrados (más o menos un cuarto de acre.) Hoy en día muchos de los jardines no exceden estas medidas.

Si desea obtener más información sobre las podadoras manuales o eléctricas, visite una de las ferreterías de su comunidad. Si lo prefiere puede dirigirse a una de estas páginas de Internet [www.cleanairgardening.com](http://www.cleanairgardening.com), [www.planetnatural.com](http://www.planetnatural.com), [www.gardeners.com](http://www.gardeners.com), [www.reelin.com](http://www.reelin.com), ó [www.reelmowerguide.com](http://www.reelmowerguide.com), y aprender más sobre este tema.

## QUOTES REQUOTED



Source: David Marshall

The care of the Earth is our most ancient and most worthy and, after all, our most pleasing responsibility. To cherish what remains of it, and to foster its renewal, is our only legitimate hope.

Wendell Berry, 1934—  
American farmer and poet

El cuidado del Planeta Tierra no es solo nuestra responsabilidad más antigua y que más vale la pena, pero también es la más agradable. Apreciarlo que queda del planeta y trabajar por su renovación es nuestra única esperanza.

Wendell Berry, 1934—  
Poeta y granjero americano


## Greening your year

Looking for small steps that will make a big difference? Check out *The Green Year: 365 Small Things You Can Do to Make a Big Difference* by Jodi Helmer (Penguin Group, 2008). This book has one simple idea for each day of the year. Each page also has a spot for you to check off that you've done the activity or to write your own alternative that will work better for you and your family.

### Apoyando al ambiente todo el año

¿Busca consejos que hagan una gran diferencia? Obténgalos leyendo el libro de Jodi Helmer, *"The Green Year: 365 Small Things You Can Do to Make a Big Difference"* (Penguin Group, 2008). Este libro ofrece una idea simple por cada día del año. Cada página cuenta con un espacio donde usted puede checar que ha hecho la actividad o escribir la alternativa que funciona mejor para usted y su familia. El libro también contiene una guía corta pero práctica de otros recursos disponibles.

The ideas include reducing waste, saving energy, and much more. Some days suggest things that you probably already do—or have thought about doing—such as replacing incandescent bulbs with compact fluorescents and sharing magazines. Other days give you new and fun ideas. For instance, when you stop at your favorite ice cream shop, don't get ice cream in a cup. Instead, order your ice cream in an edible and waste-free cone. Here's another one: Clean out your car's trunk or cargo area and improve your gas mileage. According to Helmer, an extra 100 pounds in the trunk can reduce your fuel efficiency by 2 percent.



# Partnership highlights Mother Nature uniting two nations

This year, once again, the City of Laredo Solid Waste Services partnered with Border Media, Cricket Wireless, Pronto Insurance, and Wal-Mart to create a float for the annual Washington's Birthday Parade. The theme for the parade was Red, White, Blue, and Green. The float partnership is meant to highlight the importance of bringing together the community in joint efforts to help reduce, reuse, and recycle.

This year's float featured a large tree representing Mother Nature with a running river, which symbolized the Rio Grande uniting the two nations. Construction of the float was done by two Solid Waste employees, and the decorating work was done by all community partners. Joanna Enriquez portrayed Mother Nature, and the butterfly princesses were Maegan Jimenez, Alexis Rodriguez, April Salinas, and Brianna Lara. Abel Jesús Santillan dressed as a frog.

Members of the community were encouraged by Willie Bote and friends to collect all trash and recyclables along the parade route. We and our partners even provided trash bags to do so. Wal-Mart distributed reusable grocery bags to the public, encouraging them to reduce their waste in the weeks and months after the parade by choosing to carry and use their own shopping bags.



Nuevamente este año, Solid Waste Services de la ciudad de Laredo se asoció con Border Media, Cricket Wireless, Pronto Insurance y Wal-Mart para crear un carro alegórico para el desfile anual de Washington's Birthday. El tema del desfile era Rojo, Blanco, Azul y Verde. El grupo de patrocinadores se formó para enfatizar la importancia de trabajar juntos en la comunidad y unir nuestros esfuerzos para ayudar a reducir, usar de nuevo y reciclar la basura.

El carro alegórico de este año expone a la Madre Naturaleza, representada con un río corriendo, el Río Grande, uniendo dos naciones. La construcción del carro alegórico fue hecho por dos empleados de Solid Waste y la decoración estuvo a cargo de todos los participantes. Joanna Enriquez representó a la Madre Naturaleza y las princesas mariposas fueron Maegan Jiménez, Alexis Rodríguez, April Salinas, y Brianna Lara. Abel Jesús Santillan se representó el sapo.

# Aren't sure who to call? Dial 3-1-1



You may request city services by calling 3-1-1. The 3-1-1 allows citizens to call one easy-to-remember number in order to get information and request city government services. Service requests made through 3-1-1 are transferred to the appropriate city department, which then responds and addresses the issues in a timely manner. All requests for service have a tracking number so residents can check up on the status of their requests. Take advantage of this great service now offered to Laredo residents.

Puede solicitar servicios de la ciudad llamando al 3-1-1. El 3-1-1 permite a los ciudadanos tener un número fácil de recordar para recibir información y solicitar servicios gubernamentales. Los servicios solicitados a través del 3-1-1 son transferidos al departamento de la ciudad responsable para que ellos atiendan sus necesidades y le llamen con la información. Todas las llamadas reciben un número de referencia para que de esa manera los residentes pueden revisar su solicitud.



**We want your suggestions, questions and comments!**

**City of Laredo  
Solid Waste Services Department**

**6912 Highway 359  
P.O. Box 1965  
Laredo, TX 78044-1965  
(956) 796-1098  
(956) 795-2510**

**clara@ci.laredo.tx.us  
www.ci.laredo.tx.us/SolidWaste/  
SWIndex.html**

Funded by the City of Laredo  
Copyright© 2009

The City of Laredo and Eco Partners, Inc.  
All rights reserved.



**PRINTED ON RECYCLED PAPER  
70% POST-CONSUMER NEWS  
CONTENT, USING SOY INKS**

# Willie Bote recognizes years of service

Organizations are built on the efforts of those employees who dedicate years of service to their success. Willie Bote, the City's environmentally friendly mascot, recently recognized two employees for their years of service to the Solid Waste Services program. Prior to their recent retirements, Basilio Lara devoted seven years and four months, and Rodolfo Garcia worked for 35 years and two months. On behalf of the Solid Waste staff, we thank them and wish them farewell.



**Rodolfo Garcia**



**Basilio Lara**

Willie Bote, la amigable mascota del ambiente de la ciudad, recientemente reconoció a dos empleados por sus años de servicio al programa de Solid Waste Services. Basilio Lara dedicó siete años y cuatro meses, y Rodolfo García trabajó por 35 años y dos meses. En nombre del personal de Solid Waste les damos las gracias y les deseamos un feliz retiro.



## Monday & Thursday Garbage Pick-up

*Lunes & Jueves Se recoge basura general*

- Monday – Lawn Clipping Bags
- Lunes – Bolsas con poda del jardín*
- Thursday – Recycle Bags
- Jueves – Bolsas reciclables*



## Tuesday & Friday Garbage Pick-up

*Martes y Viernes Se recoge basura general*

- Tuesday – Lawn Clipping Bags
- Martes – Bolsas con poda del jardín*
- Friday – Recycle Bags
- Viernes – Bolsas reciclables*



For more information, visit:  
*Para mayor información visite la página de Internet:*

[www.ci.laredo.tx.us/SolidWaste/Garbageinformation.htm](http://www.ci.laredo.tx.us/SolidWaste/Garbageinformation.htm)